

Grade 1

Holiday Homework

**Merry Christmas and a very Happy
New Year**



Dear Parents,

Winter holidays are here and it is a time for children to take a break and enjoy themselves. If this enjoyment can be channelized in a more productive way, it will be relaxing and fruitful for children.

While you're having fun in the sun this winter, you might want to think ahead! Here are some ideas that will help them get ready for a fantastic second grade year!

Read, read, read!

- **Read age appropriate books to your child. Teach him/her to hear and say repeating words.**
- **Point out the letter-sound relationships your child is learning, on labels, newspapers and magazines.**

Let them write the names of 2-3 books that they've read, and next to each title draw a happy face if they liked the book, a sad face if they didn't. They might even want to write a sentence about WHY they felt that way...then bring it to us in January! I'd love to see what kind of books they enjoyed reading!

- Help them practice the blends and words related to them. Play games with your child, like writing down new words they come across everyday and make long sentences.



Regards
Kawalpreet

Let become creative.....!

*Look at the pictures and make a story and write it in three parts- **Beginning, Middle and End***

Write and Illustrate your story beautifully on A4 size colored paper.



Beginning _____

Middle _____


End _____

Naming and Action words

Naming words (Nouns) are names of animal, place or thing For example: John / Lion / London / Table

Action words (Verbs) are doing words, they tell you what people, animals or things are doing. For example: Jumping / roaring/ flying.

Task: Read and shade the naming words with red and action words with blue in the following poem.



I am a golden ball
I stay in sky and do not fall
You work and play
As long as I stay
You go to rest
When I move to west
I give you light
From a great height
I give you heat
From far we meet
When I shine you have fun
My name is Sun

Describing words

Describing words (Adjectives) are those words which describe a person, animal, place or thing. For example: thin / black/ huge.

Task: Read the poem with your parents and shade the describing words with yellow color.



I saw a truck of Christmas trees
And each one had a tale,
The driver stood them in a row
And put them up for sale.



He strung some twinkly lights
and hung a sign up with a nail;
"FRESH CHRISTMAS TREES"
It said in red
"FRESH CHRISTMAS TREES FOR SALE."

He poured himself hot cocoa
In a steaming thermos cup,
And snowflakes started falling
As a family car pulled up.

A mom, a dad, and one small boy

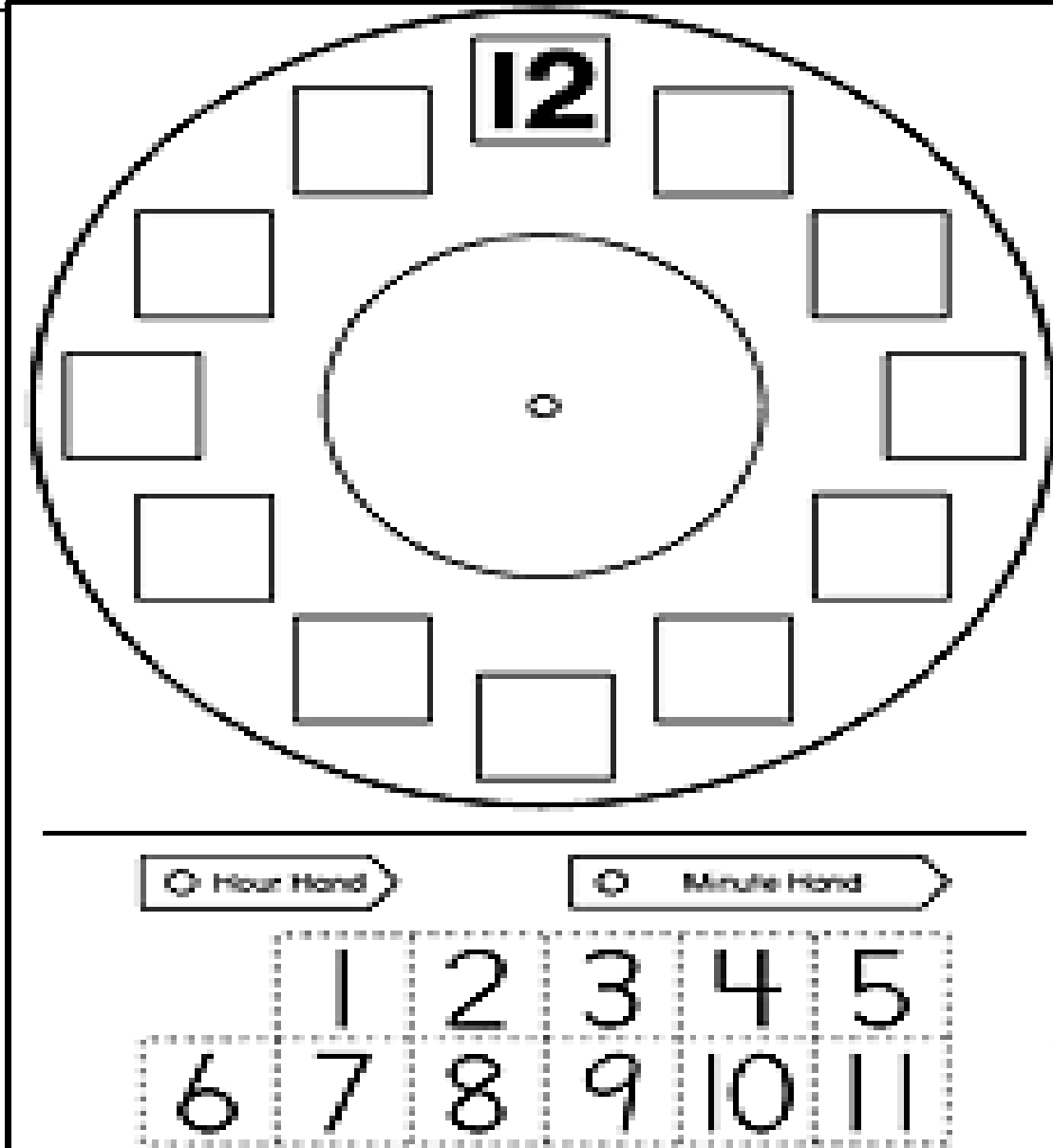
Who looked no more than three
Jumped out and started searching
For the perfect Christmas tree.

English

1. Revise all blends done in class -
bl,gl,fl,pl,cl,sl,br,fr,tr,dr,pr
2. Revise jolly phonics tricky words done in class.
3. See the picture below and make 5 sentences using
describing words in your English notebook.



Task:- Make a clock using your creative skills and record the time in hours of your favourite moments during your holidays.



Time	My favourite moment

Task:- Make a paper cup weighing scale. Weight objects and record your answers.



Sl.No	Heavy	Light
1.	Marbles	cotton

--	--	--

Math

Task: Recap the concepts given below.


- Collect the data of different cars in your society and present it through pictorial graph in Math notebook
- Revise the number names up till 1-20 in Math notebook
- Expand the following numbers in your math notebook
- 356, 345, 200, 190, 248, 333, 245, 899, 354, 988
- Choose any 5 objects from your house and measure them using standardized and non standardized unit in your math notebook

Task: Look at the picture cues and write their name














जी . डी . गोयंका वर्ल्ड स्कूल

कक्षा : 1

दिनांक :

नाम :

नीचे दिए चित्रों के लिए दिए गए उदाहरण के अनुसार आ की मात्र से वाक्य बनाओ ।



राजा कसरत कर ।



(2) नीचे लिखे आ मात्रा के वाक्यों को पढ़कर दोबारा लिखो ।

सरला आम खा । कमला वह माला ला । लाला टमाटर खाकर बाजार गया । नाना तालाब पर जा । लड़का पाठशाला गया । बादल आया , बरस कर चला गया । अब छाता मत ला । रात का समय था । तब बादल छाया था । हमारा घर पास था । उस तक जाना आसान था । बादल काला था । राजा का लड़का महल तक जाकर वापस आ गया । सलमा घड़ा भर । नगमा माला पहन कर आ । तबला मत बजा ।

.....
.....
.....
.....
.....
.....
.....
.....
.....
.....
.....
.....
.....
.....
.....

Task:- Rhyme time.

Hindi



तितली रानी



contributed by: by N.R. RUCHITAARAJ

तितली रानी तितली रानी
कितनी प्यारी कितनी सयानी !
रंग बिरंगे पंख सजीले !
लाल, गुलाबी, नीले, पीले !
फूल फूल पर जाती हो !
गुनगुन-गुनगुन गाती हो !
कली कली पर मंडराती हो !
मीठा मीठा रस पीकर उठ जाती हो !
अपने कोमल पंख दिखाती !
सबको उनसे है सहलाती !
तितली रानी तितली रानी
कितनी सुन्दर, तितली रानी,
इस बगिया में आना रानी !
तितली रानी तितली रानी



English:

Santa Claus is Coming to Town
You better watch out
You better not cry
Better not pout
I'm telling you why
Santa Claus is coming to town

He's making a list
And checking it twice
Gonna find out Who's naughty and nice
Santa Claus is coming to town

He sees you when you're sleeping
He knows when you're awake
He knows if you've been bad or good
So be good for goodness sake!

O! You better watch out!
You better not cry
Better not pout
I'm telling you why
Santa Claus is coming to town
Santa Claus is coming to town



Happy Holidays

Unit Of Inquiry:

The students will learn about the different public places in our next unit called "Public Areas". Kindly help your child to recognize the public areas round him/her and let the child prepare a model of any one.


(They can use old shoe box or any old carton of box to prepare the public area)

- Please read the online book given followed by reflection

<https://www.youtube.com/watch?v=Ldsd5Q8KMo4>

Reflection sheet is as follows

Draw and write characters of the story	Draw and write events of the story
What is your best scene and why	What I have learnt



**HAPPY HOLIDAYS
AND A PROSPEROUS NEW YEAR!!!**