

# Have a great winter break!



**Grade 4**

## **Winter Holiday Homework**

Dear parent,

Greetings!

Here is the time for the Winter break which commences with the joy of Christmas and the celebration to mark the start of a New Year. In the beautiful serenity of nature coupled with the chilled breeze unwind your thoughts to practice few skills.

Therefore, here are a few interesting learning engagements for your ward to enhance his/her analytical and logical thinking skills.

Hope you will encourage and support your child to complete this homework. The holiday homework has to be submitted in a neat folder on the day of joining the school after the winter break (15<sup>th</sup> January 2018).


Wish you all a Merry Christmas and a wonderful New Year. Have fun-filled Holiday Break.






Regards

Komal Ahuja and Namita Mishra

## Math

1. Measure the following items, write the measurement with correct unit and the tool used to measure it.



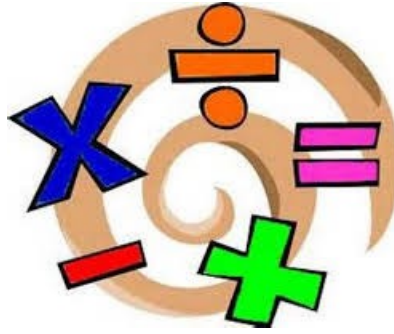
| Items  | Measurement with unit | Tool or devise used to measure |
|--|-----------------------|--------------------------------|
| <br>length  |                       |                                |
| <br>weight  |                       |                                |
| <br>capacity   |                       |                                |
| <br>Height of the door                                |                       |                                |
| <br>Distance between your house and the nearest mall. |                       |                                |

2. Play online games on measurement and record your score.

[http://www.softschools.com/measurement/games/ruler/measuring\\_length\\_in\\_cm/](http://www.softschools.com/measurement/games/ruler/measuring_length_in_cm/)

[http://www.softschools.com/measurement/games/ruler/measuring\\_length\\_in\\_cm/decimals/](http://www.softschools.com/measurement/games/ruler/measuring_length_in_cm/decimals/)

3. Solve the following using DMAS rule:



|                              |                            |
|------------------------------|----------------------------|
| a) $45 \times 6 - 8 + 3$     | b) $89 - 10 + 16$          |
| c) $12 \times 56 \div 8 + 3$ | d) $12 - 5 + 32 - 6$       |
| e) $55 + 4 - 6 + 9$          | f) $78 \times 3 - 15 + 12$ |



**4. Do the conversions:**

| Questions     | Answer |
|---------------|--------|
| 45 hg to cg   |        |
| 39 km to hm   |        |
| 13900 g to cg |        |
| 432 l to hl   |        |
| 409 m to mm   |        |
| 90 ml to dl   |        |
| 167 hg to g   |        |

**Solve the following in a separate sheet:**

Q1. The height of a tree was 30 m, 562 cm of the tree got cut due to storm. What height of tree was left?

Q2. A sack of potato weighs 54 kg. Another sack weighs 4399 g . What will be the total weight?

**English**

**1. Answer the following questions based on the reading passage. Don't forget to go back to the passage whenever necessary to find or confirm your answers.**

A lunar eclipse can only take place at full Moon, and only if the Moon passes through a part of the shadow of Earth. This shadow consists of two cone-shaped components, one embedded inside the other. The outer shadow or penumbra is a zone where Earth prevents part, but not all, of the Sun's rays from reaching the Moon. On the other hand, the inner shadow or umbra is a region where Earth prevents all direct sunlight from reaching the Moon. Three basic types of lunar eclipses are recognized by astronomers: the penumbral lunar eclipse, the partial lunar eclipse, and the total lunar eclipse.

In a penumbral lunar eclipse, the Moon passes through Earth's penumbral shadow; this event is only of academic interest since they are subtle and somewhat difficult to observe. In a partial lunar eclipse, only a portion of the Moon passes through Earth's umbral shadow; this event is easy to see, even with the unaided eye. In a total lunar eclipse, however, Earth prevents the Sun's light from reaching the Moon, and the Moon as a whole passes through Earth's umbral shadow. For this reason, astronauts on the Moon would be able to see the Earth eclipsing the Sun. They would witness a bright red ring around Earth as they watch all the sunrises and sunsets happening simultaneously around Earth!

When there is an eclipse of the Moon, everyone on the night side of Earth can see the phenomenon. An estimated 35 percent of all eclipses are of the penumbral type, 30 percent are partial eclipses, and the balance of 35 percent or so are total eclipses.

Q1. What is the best title for the passage?

---

Q2. How many types of lunar eclipse may exist? Name them.

---

---

Q3. When can a lunar eclipse happen?

---

---

Q4. Find as many prepositions and conjunctions as you can from the passage.

| Prepositions                             | Conjunctions                             |
|--|--|
| <br><br><br><br><br><br><br><br><br><br> | <br><br><br><br><br><br><br><br><br><br> |

|  |  |
|--|--|
|  |  |
|--|--|

**2. Create an 'Acrostic poem' on any one of the following**

- **Favourite family member**
- **Favourite season**
- **Favourite festival**

---

---

---

---

---

---

---

---

---

---

**3. Rewrite the following paragraph in past continuous.**

It is exactly six O'clock in the evening. Outside it rains. We read our books in the room. My mother sips a hot cup of tea. My sister runs towards the door to go out. She brings her dark blue raincoat and holds an umbrella. Our cats stand beside her as they like to go out with her. However my mother refuses them to go out as it rains heavily. All of them become gloomy. Looking at their sad faces, my mother promises to take them out tomorrow for a mouth-watering dinner. They all smile and start playing in the house.

---

---

---

---

---

---

---







---

---

3. a) Go to [www.kidsa-z.com](http://www.kidsa-z.com) and read the book “Noni’s newspaper”. Do the reader’s response on A3 size sheet by rolling a dice and getting a number.

b) Read as many books as you can from kidsa-z.com, you will be narrating your favourite story with props after winter vacation. The presentation time will be 2-3 mins.

# Roll a Response!

|   |   |
|---|---|
|   | Write a letter to the author expressing your opinion of the book.           |
|  | Draw a comic strip retelling the important parts of the book.               |
|  | Illustrate your favorite part of the story.<br>Write a caption.             |
|  | Compare an event in the story to something that’s happened in your life     |
|  | Imagine this book was turned into a movie. Create a poster to advertise it! |
|  | Write a different ending for the book.                                      |

**Unit of Inquiry**



**Task: Research on the reason behind shadow formation and write your research findings on an A4 size sheet.**

**Observe and measure your shadow for three days and fill in the box.**

|              | <b>Early morning<br/>( 6- 9 a.m)</b> | <b>Afternoon<br/>(12:00 )</b> | <b>Evening<br/>(7:00 p.m)</b> |
|--------------|--------------------------------------|-------------------------------|-------------------------------|
| <b>DAY 1</b> |                                      |                               |                               |
| <b>DAY 2</b> |                                      |                               |                               |
| <b>DAY 3</b> |                                      |                               |                               |

**Analyze the data and write your observation:**

---

---

---

---

---

---



# ICT

## HOLIDAY HOMEWORK



### **Grade-4**

Prepare a prezi presentation on one of the following topic:

- Pollution
- Endangered Species
- Cyber Safety

## हिन्दी (कक्षा-4)

### शीतकालीन अवकाश गृहकार्य

#### (1) आओ पढ़ें , कुछ अच्छा करें !!

किताबें पढ़ने से न केवल मनोरंजन होता है , बल्कि ज्ञान भी बढ़ता है । आप भी इन छुट्टियों में सर्दी की धूप और रज़ाई की गर्माहट को कहानियाँ पढ़कर और यादगार बना सकते हैं । अपनी मनपसंद कहानियों की किताबें ( नंदन , पंचतंत्र , चंपक आदि ) पढ़कर नीचे दी गई तालिका को पूरा करें ।

| क्रम संख्या | कहानी का शीर्षक | कहानी की किताब का नाम | पसंदीदा पात्र का नाम | कहानी से मिली शिक्षा |
|-------------|-----------------|-----------------------|----------------------|----------------------|
|             |                 |                       |                      |                      |
|             |                 |                       |                      |                      |
|             |                 |                       |                      |                      |
|             |                 |                       |                      |                      |
|             |                 |                       |                      |                      |



## (2) आपकी रचनात्मक अभिव्यक्ति का प्याला



यहाँ तीन सप्ताह के लिए लेखन बिंदु दिए गए हैं । हर सप्ताह के नीचे दिए किसी एक बिंदु का वर्णन A4 size sheet पर करें (शब्द सीमा - 150-200 शब्द) । इस प्रकार छुट्टियों के अंत में आप के पास तीन लेख पत्र होंगे । आप अपने काम को सुंदर चित्र , बार्डर व रंगों के इस्तेमाल से और मोहक बना सकते हैं ।

### पहला सप्ताह

### दूसरा सप्ताह

### तीसरा सप्ताह





हिन्दी शीतकालीन अवकाश गृहकार्य

(Hindi Abinitio Seema ma'am group)

नीचे दी गई वर्ग पहली में से कोई दस शब्द ढूँढकर नीचे लिखो और उनसे वाक्य इस शीट के पीछे लिखो ।

(find out minimum ten words from the word search given below and frame sentences in your own words)

सर्दी की सबसे  
यादगार छुट्टियाँ

|    |      |    |       |     |     |
|----|------|----|-------|-----|-----|
| पा | रि   | त  | न्त्र | म   | स   |
| जं | ग    | ल  | स     | रु  | मु  |
| पे | घा   | स  | जी    | स्थ | द्र |
| ड़ | ऊँ   | ट  | व     | ल   | व   |
| ए  | क    | व  | र्षा  | व   | न   |
| नि | र्जी | व  | म     | छ   | ली  |
| ला | य    | ह  | नु    | ली  | ख   |
| छ  | खी   | रा | ष     | घ   | ग   |
| मो | र    | बु | ल     | बु  | ल   |

---



---



---



---



---



---



---



---

(2) नीचे दी गई वर्ग पहेली में से शब्द ढूँढकर लिखो और उनका चित्र बनाओ ।

(Find out the Ecosystem related words from given word search and write them on the given space with picture)

|              |              |
|--------------|--------------|
| <p>-----</p> | <p>-----</p> |
| <p>-----</p> | <p>-----</p> |
| <p>-----</p> | <p>-----</p> |

-----

-----

-----

-----

-----

-----

(3) नीचे दी गई वर्ग पहेली (word search) में से संज्ञा शब्दों को हरा (noun - green), सर्वनाम शब्दों को नीला (pronoun - blue), किर्या शब्दों को पीला (verb - yellow) और विशेषण शब्दों को गुलाबी (adjective - pink) रंग से highlight करो ।

|    |    |    |    |     |    |      |
|----|----|----|----|-----|----|------|
| ह  | ज  | कि | ता | ब   | ज  | फू   |
| म  | ता | ज  | उ  | त   | ज  | ल    |
| खे | ला | व  | से | ख   | तु | म    |
| ल  | ब  | ह  | ज  | ज   | ज  | प    |
| ना | ज  | ज  | गि | ला  | स  | ढ़   |
| मे | रा | ज  | कू | द   | ना | ना   |
| ज  | ज  | मो | ज  | सुं | द  | र    |
| ज  | ज  | टा | रो | ना  | ज  | प    |
| चा | ला | क  | ज  | मी  | ठा | क्की |

(4) नीचे दिये गए गद्यांश को पढ़कर पूछे गए प्रश्नों का उत्तर लिखो ।

(Read the below given passage carefully and answer the questions given below)

आजकल दिन - प्रतिदिन पेड़ कट रहे हैं । जंगल साफ़ हो रहे हैं । जंगली जानवरों का रहना कठिन हो गया है । पशुओं के लिए खाने (घास) की कमी होती जा रही है । पेड़ न रहने से बारिश भी कम हो रही है । इससे जमीन के अंदर का पानी कम होता जा रहा है । हमें साँस लेने के लिए साफ़ हवा भी नहीं मिल पा रही है , क्योंकि हमें साफ़



हवा पेड़ों से ही मिलती है । इसलिए हम सबको पेड़ काटने से बचाने चाहिए और ज्यादा से ज्यादा पेड़ - पौधे लगाने चाहिए ।

नीचे लिखे प्रश्नों के उत्तर लिखिए ।

प्रश्न - जंगल साफ क्यों होते जा रहे हैं ?

-----

प्रश्न - जंगल साफ होने से किसका रहना कठिन हो गया है ?

-----

प्रश्न - क्या न रहने से बारिश कम हो रही है ?

-----

प्रश्न - हमें साफ हवा कहाँ से ही मिलती है ?

-----

प्रश्न - पेड़ काटने से पशुओं के किए क्या कम हो रहा है ?

-----

**(5) चित्र लेखन (write 8-10 sentences for given picture)**



.....

.....

.....

.....

.....

.....

.....

.....

.....

.....

.....

.....

.....

.....

.....

.....

.....

.....

.....

.....



1. Learn the vocabulary of seasons and draw 5 images related to each season.
2. Make a list of 10 adjectives that you use in daily life and find their vocabulary in Spanish.  
{To be done on A4 size sheet}.
3. Learn the fruits name in Spanish.